



Electrolux
PROFESSIONAL

Modular Cooking Range Line thermaline 85 - Gas French Top, 1 Side with Backsplash

ITEM # _____

MODEL # _____

NAME # _____

SIS # _____

AIA # _____



588504 (MBLIBHOPO)

Gas French top, 4 zones,
one-side operated with
backsplash

Short Form Specification

Item No.

Unit constructed according to DIN 18860_2 with 20 mm drop nose top. Internal frame for heavy duty sturdiness in 2 mm and 3 mm in 1.4301 (AISI 304). 2 mm top in 1.4301 (AISI 304). Flat surface construction, easily cleanable. THERMODUL connection system enables seamless worktop when units are connected and avoids soil penetrating. Large surface cooking plate made with durable cast iron, allows the use of various sizes of pans. Central gas burner with optimized combustion, flame failure device and protected pilot light. Center of the plate can reach max. 550°C while decreasing outwards, thus allowing temperature gradients to satisfy different cooking needs. Electrical ignition powered by battery with thermocouple for added safety. Safety thermostat and thermostatic control. Metal knobs with embedded hygienic silicon "soft" grip enable easier handling and cleaning.

IPX4 water resistant certification.

Configuration: One side operated top with backsplash. The base needs to be supplied by the factory. Please include appropriate base.

Main Features

- Pans can easily be moved from one area to another without lifting.
- All major components may be easily accessed from the front.
- THERMODUL connection system creates a seamless work top when units are connected to each other thus avoiding soil penetrating vital components and facilitating the removal of units in case of replacement or service.
- Metal knobs with embedded hygienic "soft-touch" grip for easier handling and cleaning. The special design of the controls prevents infiltration of liquids or soil into vital components.
- Durable cast iron cooking plate, easy to clean.
- Central burner with optimized combustion, flame failure device and protected pilot light.
- Safety thermostat and thermostatic control.
- Various sizes of pans can be used at the same time due to large surface area with no intermediate sectors.
- Electrical ignition powered by battery with thermocouple for added safety.
- The center of the plate can reach a maximum temperature of 550 °C while decreasing outwards.

Construction

- 2 mm top in 1.4301 (AISI 304).
- Flat surface construction with minimal hidden areas to easily clean all surfaces
- Internal frame for heavy duty sturdiness in 1.4301 (AISI 304).
- Unit constructed according to DIN 18860_2 with 20 mm drop nose top.
- IPx4 water protection.

Optional Accessories

- Connecting rail kit for appliances with backsplash, 850mm PNC 912498
- Portioning shelf, 800mm width PNC 912526
- Portioning shelf, 800mm width PNC 912556
- Folding shelf, 300x850mm PNC 912579
- Folding shelf, 400x850mm PNC 912580
- Fixed side shelf, 200x850mm PNC 912586
- Fixed side shelf, 300x850mm PNC 912587
- Fixed side shelf, 400x850mm PNC 912588
- Back panel, 800x700mm, for tops and units with backsplash PNC 913013
- Endrail kit, flush-fitting, with backsplash, left PNC 913115
- Endrail kit, flush-fitting, with backsplash, right PNC 913116
- Endrail kit (12.5mm) for thermaline 85 units with backsplash, left PNC 913206
- Endrail kit (12.5mm) for thermaline 85 units with backsplash, right PNC 913207
- U-clamping rail for back-to-back installations with backsplash PNC 913226

APPROVAL: _____



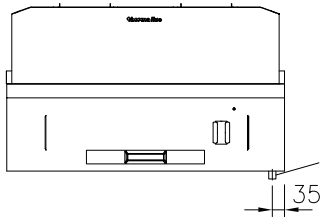
Experience the Excellence
www.electroluxprofessional.com
ELUX_EMAIL



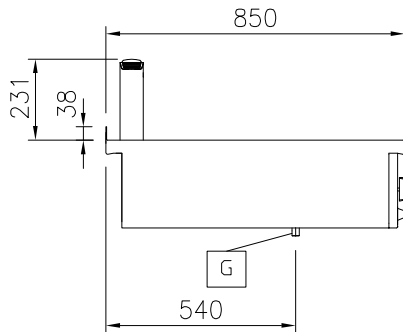
- INSERT.PROFILE,D850,TL-OTHER BRANDS PNC 913231
- SIDE PANEL TL85 WALL MOUNT. (L) H400 PNC 913632
- SIDE PANEL TL85 WALL MOUNT. (R) H400 PNC 913633
- SIDE PANEL TL85 WALLMOUNT(L)H400, FLUSHFIT PNC 913634
- SIDE PANEL TL85 WALL MOUNT. (R) H400,FL PNC 913635
- TL85/90 WALL MOUNTING KIT - TOP 800MM PNC 913652



Front

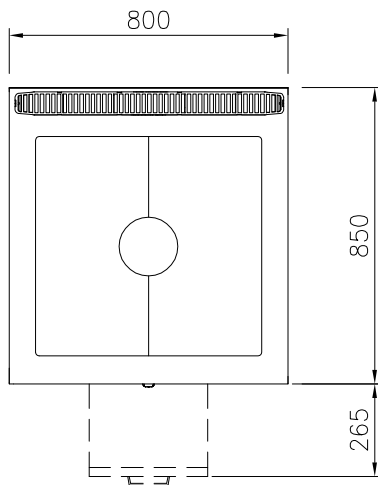


Side



EQ = Equipotential screw
 G = Gas connection

Top



Gas

Gas Power:	10 kW
Gas Type Option:	
Gas Inlet:	1/2"

Key Information:

External dimensions, Width:	800 mm
External dimensions, Depth:	850 mm
External dimensions, Height:	250 mm
Net weight:	120 kg
Configuration:	One-Side Operated;Top
Solid top usable surface (width):	690 mm
Solid top usable surface (depth):	590 mm